





Retail Pleione List 2015

<i>Stock Name</i>	<i>Stock Code</i>	<i>Price each</i>	<i>Per 3</i>	<i>Per 10</i>
Pleione Alishan A nice line of variable vigorous seedlings. Flowers are deep pink with fringed lips marked red and dark mauve. Water well in summer. Keep dry in winter. Grow in light shade.				
	(P. Versailles x P. formosana)			
	PLEI ALI	\$6.50	\$16.25	\$48.75
Pleione Alishan Foxhill A hybrid clone with flowers of deep rose pink with ginger markings on the lip. Water well in summer. Keep dry in winter. Light shade.				
	(P. Versailles x P. formosana)			
	PLEI AFOX	\$10.00	\$25.00	\$75.00
				
Pleione Alishan Merlin Deep pink flowers with tepals and sepals tipped white. Water well in summer. Keep dry in winter. Grow in light shade.				
	(P. Versailles x P. formosana)			
	PLEI AMER	\$12.50	\$31.25	\$93.75
Pleione Alishan Pat's Choice Pat chose this nice form for it's tall flower stems and large flowers of deep lilac with attractive lip markings.				
	(P. Versailles x P. formosana)			
	PLEI APAT	\$10.50	\$26.25	\$78.75
				
Pleione Alishan Tui This is one of our own hybrids. The deep petunia purple tepals, lip white with markings make a very striking flower. Named for our native bird the Tui. Water well in summer. Keep dry in winter. Light shade.				
	(P. Versailles x P. formosana)			
	PLEI ATUI	\$10.50	\$26.25	\$78.75
				

Pleione El Pico Pheasant

Small vibrant dark mauve pink flowers with lips spotted crimson on tall stems. Water well in summer. Keep dry in winter. Light shade.

**(P. versailles x P. bulbocodioides)**

PLEI EPHE	\$8.00	\$20.00	\$60.00
-----------	--------	---------	---------

Pleione f. Oriental Grace

Flowers rosy violet, lip paler marked brown and yellow. One of the best forms. Grow in light shade. Moist in summer, dry in winter.

PLEI ORIG	\$8.00	\$20.00	\$60.00
-----------	--------	---------	---------

Pleione f. Pukekura Surprise

Very large flowers of soft lavender with large green pseudo bulbs. A New Zealand raised cultivar.

PLEI FPUK	\$13.00	\$32.50	\$97.50
-----------	---------	---------	---------

Pleione formosana Harberd's X

Glistening white flowers of great charm with yellow markings on lip. A little later flowering than Pleione f. Alba. Moist in summer, dry in winter. Grow in light shade.



PLEI FHAR	\$8.00	\$20.00	\$60.00
-----------	--------	---------	---------

Pleione formosana Alba

One of our most distinct and popular clones. Flowers large and of a most attractive glistening white. The lip is finely fringed and marked with greenish yellow. Water well in summer. Keep dry in winter. Grow in light shade.



PLEI FALB	\$8.00	\$20.00	\$60.00
-----------	--------	---------	---------

Pleione formosana Clare

Large pure white flowers often two per stem with the lip markings pale lemon.



PLEI FCLA	\$8.00	\$20.00	\$60.00
-----------	--------	---------	---------

Pleione formosana Cutie

Dainty pure white flowers often 2 per stem. Lip marking greenish, pale lemon.

PLEI FCUT	\$8.00	\$20.00	\$60.00
-----------	--------	---------	---------

Pleione formosana Elms

Large flowers of soft lavender make this form desirable



PLEI FELM	\$12.50	\$31.25	\$93.75
-----------	---------	---------	---------

Pleione formosana Lilac Beauty

A delightful lilac pink flower, with deep pink spots on lip. Earliest to flower. Shade and water well in summer. Keep dry in winter.



PLEI FLIL	\$5.50	\$13.75	\$41.25
-----------	--------	---------	---------

Pleione formosana Phyllis Every

A good vigorous form with large deep lavender flowers with bronze lip markings.

PLEI FPHY	\$8.00	\$20.00	\$60.00
-----------	--------	---------	---------

Pleione formosana. Lilac Splendour

Large flowers of soft lilac pink. Water well in summer. Keep dry in winter. Light shade.

PLEI FLS	\$0.00	\$0.00	\$0.00
----------	--------	--------	--------

Pleione Hekla

Early, dainty, short stemmed flowers of petunia purple. The lips are frilled with dark red markings. The new foliage is deep bronze which makes this form unique.



	(P. speciosa x P. humilis)		
PLEI HEL	\$10.50	\$26.25	\$78.75

Pleione Piton

Soft lavender flowers with purple-lavender markings. Water well in summer. Keep dry in winter. Light shade.



P. FORMOSANA X P. YUNNANENSIS

PLEI PIT	\$15.00	\$37.50	\$112.50
----------	---------	---------	----------

Pleione Rakata Nuthatch

An outstanding form with large flowers of deep apricot with lips of gold and red. Amongst the largest and most vigorous of the Pleiones.



(P. speciosa x P. Shantung)

PLEI RNUT	\$50.00	\$125.00	\$375.00
-----------	---------	----------	----------

Pleione Rakata Shot Silk

Unique colours of deep salmon orange and magenta. The lip is slightly paler with orange and red spots. One of the best clones with large flowers on tall stems. Keep dry in winter. Light shade.



(P. speciosa x P. Shantung)

PLEI RSHO	\$10.50	\$26.25	\$78.75
-----------	---------	---------	---------

Pleione S. Apricot Brandy

Yellow flowers with a pink overtone. Largest flowered form of the Shantungs. Likes shade and a cool summer.

P. formosana x P. confusa)

PLEI SAPR	\$10.50	\$26.25	\$78.75
-----------	---------	---------	---------

Pleione S. Muriel Harberd

Good clear yellow flowers with red markings on lip. The best yellow colours are when grown in a cool climate. Moist in summer, dry in winter. Grow in light shade.

(P. formosana x P. confusa)

PLEI SMUR \$13.00 \$32.50 \$97.50

Pleione Shantung Ducat

The deepest yellow of our Pleiones. Always popular. Flowers with a prominent red marking on the lip. Best yellow colour in the cool and shade.

(P. formosana x P. confusa)

PLEI SDUC \$50.00 \$125.00 \$375.00

Pleione Shantung Miki

Large well formed lilac and yellow flowers with red markings on lip. More pink if grown in warmer conditions. Moist in summer, dry in winter. Grow in light shade and keep cool.

(P. formosana x P. confusa)

PLEI SMIK \$10.50 \$26.25 \$78.75

Pleione Soufriere

Flowers pale rose purple, the lips are pale and heavily marked red. Keep moist in summer and dry in winter.

(P. Versailles x P. confusa)

PLEI SOU \$15.50 \$38.75 \$116.25



Pleione speciosa Volcanello



PLEI SVO \$15.50 \$38.75 \$116.25

Pleione Versailles

Flowers of deep rose-pink with a paler lip, spotted brick red. One of the most delightful Pleiones. For best results keep moist in summer, dry in winter. Grow in light shade.

(P. formosana x P. limprichtii)

PLEI VER \$8.00 \$20.00 \$60.00



Potting mix - Pleione Mix

A special mix for your Pleione's. Keep just damp until leaves start to appear, water well during late spring to summer and early autumn.

PLEI MIX \$6.50 \$16.25 \$48.75



Pleione Display 1999

Growing *Pleione* Orchids

Denis Hughes
Blue Mountain Nurseries,
99 Bushy Hill Street, Tapanui, New Zealand
info@bmn.co.nz

The genus *Pleione* is a group of small, semi-hardy, popular orchids of great beauty. They are easy plants to grow given the right conditions. In recent years artificial hybridization between various species and cultivated forms has led to a wide variety of exciting and colourful hybrids.

I have been growing Pleiones since 1962 and have been enjoying them with increasing interest each spring. Over the past decade, it has become particularly exciting as new species have been discovered and new hybrids developed. In 1988, Phillip Cribb and Ian Butterfield from Great Britain published *The Genus Pleione*. It remains the most comprehensive text on these plants. Ian Butterfield has also done extensive hybridizing within the genus and has registered many hybrids, often named after volcanoes.

Natural Distribution

There are about 16 species widespread from Central Nepal, eastwards to Taiwan, and from Central China, down to southeast Burma, northern Thailand and Laos.

Habitat

Pleiones grow in a wide variety of mountainous habitats, at altitudes of between 1000 - 4200m. They grow in a wide range of conditions, from almost bare branches of forest trees, mossy limbs, fallen rotting logs, moss covered rocks, soil filled pockets on cliff faces and occasionally on grassland.

Climate

The summers are wet and relatively warm. In winter (which is the dormant season for *Pleione*) it is cold and dry. During this time the plant is dormant, with no leaves or live roots - just a plump pseudobulb. Species which grow at higher altitudes are often covered with snow for part of this time.

Cultivation

1. *Do not overwater* during spring when the new roots are emerging at the base of the new shoots. The compost must be only slightly damp, to force the new roots to search for moisture.

2. When the plants have developed root systems do not let them dry out during the growing season. Keep them well watered and well fed.
3. Plants should be given a suitable rest period during their dormancy in the winter months, with low temperatures and dry compost.
4. Pleiones should be grown in shallow clay pots or pans as they are shallow rooting plants. They are community plants and are best grown close together in groups. The pots should be cleaned after use and sterilized before re-planting to reduce the possibility of fungal attack.
5. In many parts of New Zealand and southern Australia (especially Tasmania, Victoria and southern New South Wales), Pleiones may be grown outdoors. They must have the appropriate soil conditions. This can usually be achieved with a raised bed in a shaded site where winter rain may be controlled. For example, under the eaves on the shaded (south side) of the house. It is important that out of season frost must not reach these plants when in growth. Remember to take precautions for slugs and snails, which love the tender leaves. Some of the more vigorous forms of *Pleione formosana* are worth trying first.

Compost

Many combinations of compost have been successfully used. The mix I have used with excellent results over the last few years consists of:

- 1 part Crushed Pine Bark
- 1 part Rotted Pine Needles
- 1 part Coarse Peat Moss
- 1 part Chopped up Sphagnum Moss (lengths about 6 mm long)

Use the coarsest part of the mix in the bottom of the pot and the fines for around the pseudobulbs. If only growing a few plants, an easy mix to convert is, a good indoor plant potting mix with the addition of 25% chopped sphagnum moss. As flowering approaches add 5 ml teaspoon of 9 month Osmocote Plus per 200 mm pot or 5 litres of mix. **Do not compact the mix.** Keep it soft, open, and well-drained.

Propagation

Mature pseudobulbs will have a natural increase of between 2 to 4 times for the vigorous forms of *P. formosana* and hybrids such as *P. Versailles*. One to three small pseudobulbs should appear at the top of the old pseudobulb with one or two flowering sized bulbs also produced.

Major Pests

- Aphids - Transmit virus and distort the leaves and flowers
- Bees - May dislodge the pollen and cause the flower to collapse.
- Mealy Bug - Suck the sap of the plant.
- Red Spider Mite - Indicates that conditions are too dry, may also transmit virus.
- Scale - Suck the sap of the plant.
- Slugs and snails - Chew the leaves and flowers.

MY GROWERS CALENDER FOR PLEIONES

This is the routine that I use for my plants. As I live near at the southern tip of the South Island of New Zealand, growers in warmer climates may need to modify this slightly.

July:

Pot up pseudobulbs just before growth commences. Place coarse compost in the bottom of the container, finer grade on top. Insert pseudobulbs to half their depth. Compost at this stage should be only damp. Do not water until buds appear.

August:

Flower buds appear at the end of the month, so this generally means that you should begin watering. Keep compost on the dry side to begin with. Overwatering at this stage can damage the roots and lead to rot which could be fatal to the plant.

September:

The majority of plants are in bloom now. While plants are in growth they benefit from air movement. An oscillating fan in a well ventilated shaded greenhouse (or growing close to a ventilator) is beneficial. At this time of year I use 30% shade which is maintained throughout the growing season. In more Northern areas a shadehouse or sheltered shaded patio is ideal, however more shade would be required.

October:

As the flowers fade the leaves begin rapid growth. Begin to liquid feed with Peters Orchid Special Fertiliser at 50% normal dilution rate. If using osmocote, liquid feeding will not be necessary. Remove old flower stalks to prevent seed being produced. This will help increase vegetative propagation.

November - February:

The maximum tolerable day temperature is 32°C. Plants benefit from a humid atmosphere and have a high water requirement. This is when your potting mix must hold both large quantities of water and air. Last seasons pseudobulb will turn brown, shrink and wither. Plants may be placed outside in a cool, semi-shaded corner or in a shadehouse. If liquid feeding, change to Peters Blossom Booster at 50% normal rate at the end of January.

April - May:

When the leaves begin to turn yellow reduce watering, as growth has finished for the season. In about 3 weeks the leaves turn brown and the roots die. Do not panic, as this is normal! This is the stage harvesting may begin. Care must always be taken with the dormant buds at the base of the pseudobulbs, as these produce next seasons plants and flowers.

RETAIL TERMS OF TRADE:

- We expect payment with orders, our preferred form of payment is Visa/Mastercard. We will email you when your order is packed to arrange payment.
- If you are going to call for your order please phone at least the day before you wish to call so we can have it assembled for you.
- Packing & Freight are NOT included in the price of the plant. Please contact us for a quote as prices change from time to time.
- Prices are subject to alteration without notice.
- All plants listed are ready for dispatch now and orders placed will be supplied on a first come first served basis subject to shortages caused by conditions beyond our control.
- All plants supplied shall remain the property of Blue Mountain Nurseries until payment for the entire order is made in full (including any freight charge and collection fees).
- Blue Mountain Nurseries take care to have all plants sold by them to be true to name and description, to the best of their knowledge, but any express or implied condition, statement or warranty, arising by statute or common law or otherwise, as to growth, description, quality or productiveness, is hereby excluded and Blue Mountain Nurseries will not undertake to replace failures or be responsible for the plants supplied.
- Blue Mountain Nurseries shall not be liable for any loss, damage or deterioration to the goods during delivery to the Purchaser. All goods are dispatched at the buyers risk. Blue Mountain Nurseries shall not be liable for any loss caused by late delivery of the plants because of crop failure, disease, Government or local authority regulation or order, Act of God, or Negligence of the Supplier and its servants.